SHT ISS	DATA	INITIAL	ENGINEER	DESCRIPTION	APPROVED
1					
2					
3					
4					

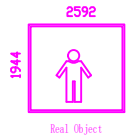

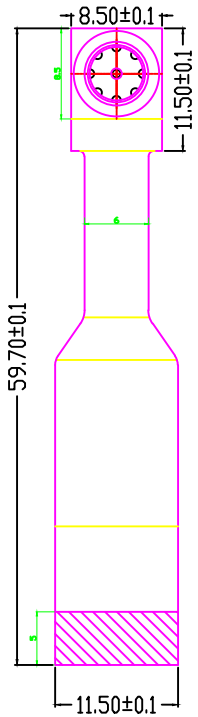

TOP VIEW

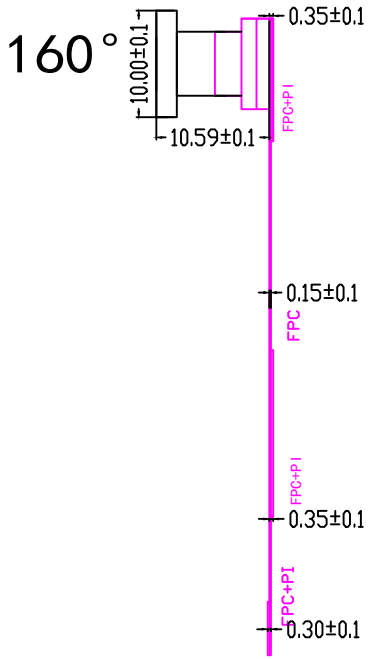

SIDE VIEW

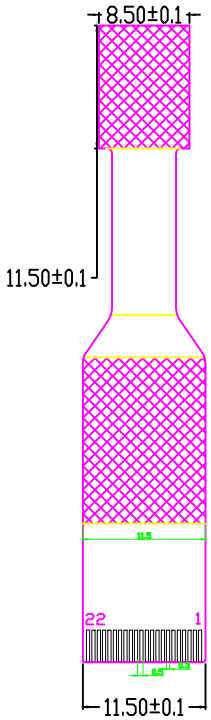

BOTTOM VIEW

PIN DESCRIPTION	
1#	GND
2#	MDN0
3#	MDP0
4#	GND
5#	MDN1
6#	MDP1
7#	GND
8#	MCN
9#	MCP
10#	GND
11#	NC
12#	NC
13#	NC
14#	NC
15#	NC
16#	NC
17#	GPIO
18#	CLK
19#	NC
20#	SCL
21#	SDA
22#	+3V3

KEY PARAMETER					
EFL	0.95mm	Chip Type	OV5647	VCM Driver	/
F.NO	2.0	Array Size	2592*1944	VCM Voltage	/
View Angle	160°	DVDD	1.45~1.55V	VCM Current	/
Distortion	≤8.5%	DOVDD	1.7~3.0V	VCM Resistance	/
Lens Size	1/4 inch	AVDD	2.7~3.0V(Typical2.8V)	Module Type	FF
Lens Structure	2G+2P(650nm)	Connector	22Pin 0.5mm		

DRAWN	M. ZHANG	FIRST ANGLE PROJECTION
CHECKED	J. LI	
DATE	03/03/2021	
APPROVED:		ALL DIMENSION IN MM
DRAUGHTING	L. JIANG	UNSPECIFIED TOL:
ENGINEERING	K. ZHANG	.XXX ± 0.005 .XX ± 0.05 .X ± 0.1 ∠ ± 0.5°
PARAMETER	B. LV	
QUALITY	X.P. LI	SCALE: 1:1

Arducam

TITLE: B006605

DRG NO. AM-05647-A012-V1.0

SHT NO. 1/1

A7